

EclMiniProfile

Mini LED profile with knob-dimming



EclMiniProfile is a new concept of mini LED ellipsoidal. Demonstrating a stylish design, ease of use, precise optics, sharp image projection and bright even projection - all in a compact housing that is just a quarter of the size of the traditional ellipsoidal fixtures. **EclMiniProfile** is designed for applications in commercial spaces, museums, restaurants, churches, educational theatres and any other installation where size is an important factor. Available in tungsten and daylight versions, **EclMiniProfile** performs even field projection with high CRI at any level of brightness and linear dimmer over the entire curve.

MAIN FEATURES

- Bright and compact LED ellipsoidal with sharp optics and shutters
- Available with warm and cold white high CRI LED sources
- Profile lens options (19° - 26° - 36° - 50°) Wash Zoom lens options (15° to 30° - 25° to 50°)

VERSIONS

Code	CCT	CRI	Lumen
MINIECLTU	3.000 K	92 Ra	582 lm
MINIECLDY	5.700 K	80 Ra	743 lm

TECHNICAL SPECIFICATION

LIGHT SOURCE

- Source: 28 W CREE LED
- CCT: (TU) 3.000 K - (DY) 5.700
- Luminous flux: (TU) (19°) 563 lm - (26°) 554 lm - (36°) 582 lm - (50°) 552 lm @full
- Luminous flux: (DY) (19°) 731 lm - (26°) 729 lm - (36°) 743 lm - (50°) 693 lm @full
- Lux: (TU) (19°) 330 lx - (26°) 180 lx - (36°) 96 lx - (50°) 51 lx @5 m full
- Lux: (DY) (19°) 397 lx - (26°) 212 lx - (36°) 107 lx - (50°) 52 lx @5 m full
- CRI: (TU) >92; (DY) >80
- TLCI: (TU) >90; (DY) >68
- TM30 Rf: (TU) >90; (DY) >79
- TM30 Rg: (TU) >97; (DY) >97
- Source life expectancy: > 70.000 hrs (L70B10 @Ta 25° C / 77° F)

OPTICS

- Beam angle: optional profile lens 19° / 26° / 36° / 50° (gobo holder included) - wash zoom lens 15°-30° / 25°-50°
- Lens type: high-quality glass lens optics

DYNAMIC EFFECTS

- Fixed gobos: gobo holder included in optics
- Gobo size: E, outer: 37,3 mm - image: 24 mm - thickness: 1,1 mm
- Manual mode: manual adjustment of dimmer and strobe

BODY

- Body: sturdy die-cast aluminium body
- Body colour: RAL 9004

ELECTRONICS

- Dimmer: linear 0 ~ 100%, manual knob dimmer
- Operating temperature: -20° C / +45° C (-4° F / +113° F)
- LED Control: flicker free operation

ELECTRICAL

- Mains power supply: 100-240V - 50/60Hz
- Max power consumption: 22 W
- Power factor: >0,47

PHYSICAL

- IP rating: 20
- Cooling: passive cooling and fan-free
- Suspension and fixing: bracket for hanging and positioning
- Power connection: moulded IP power IN connector
- Dimensions (WxHxD): 112x176x226 mm
- Weight: 1 kg

CERTIFICATIONS / APPROVALS

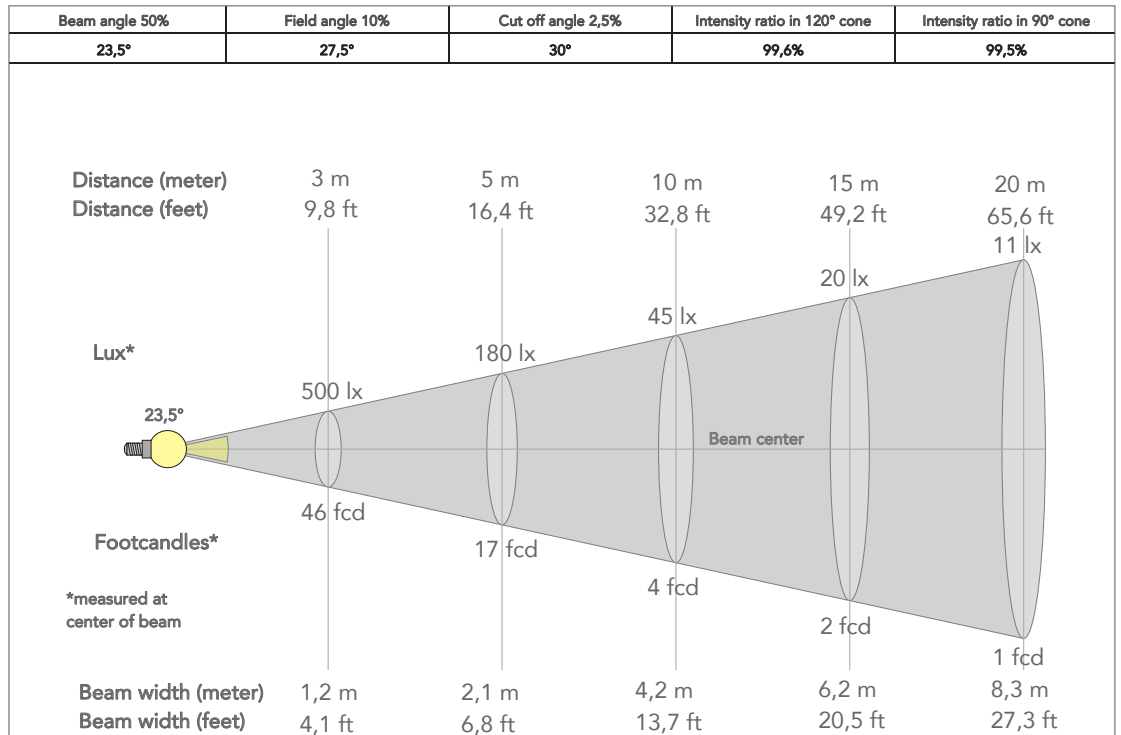
- Certifications / Approvals: CE, UKCA, RCM

ACCESSORIES & RELATED PRODUCTS

▪ C6002B	Slim aluminum clamp, 200kg loading, 48-51mm tubes, M10 bolt, Black	▪ ECLMINIHNSNOOTB	Half Snoot for EclMini, black housing
▪ RSR0630B	Steel security cable for hanging bodies, inox steel shackle, L=60 cm, black	▪ ECLMINIFSNOOTB	Full Snoot for EclMini, black housing
▪ ECLMINIWASHL1530B	Zoomable Wash Lens 15-30° for EclMini, black housing	▪ ECLMINILOUVREB	Anti-glare louvre for EclMini, black housing
▪ ECLMINIWASHL2550B	Zoomable Wash Lens 25-50° for EclMini, black housing	▪ ECLMINIBDNFFB	Barndoor and filter frame (compatible with Wash Lenses) for EclMini, black housing
▪ MINIECLL19/26/36/50	Optics for MINIECL profiler, gobo holder included, 19°/26°/36°/50° beam	▪ TRACKADA	Track adaptor, max load 10Kg

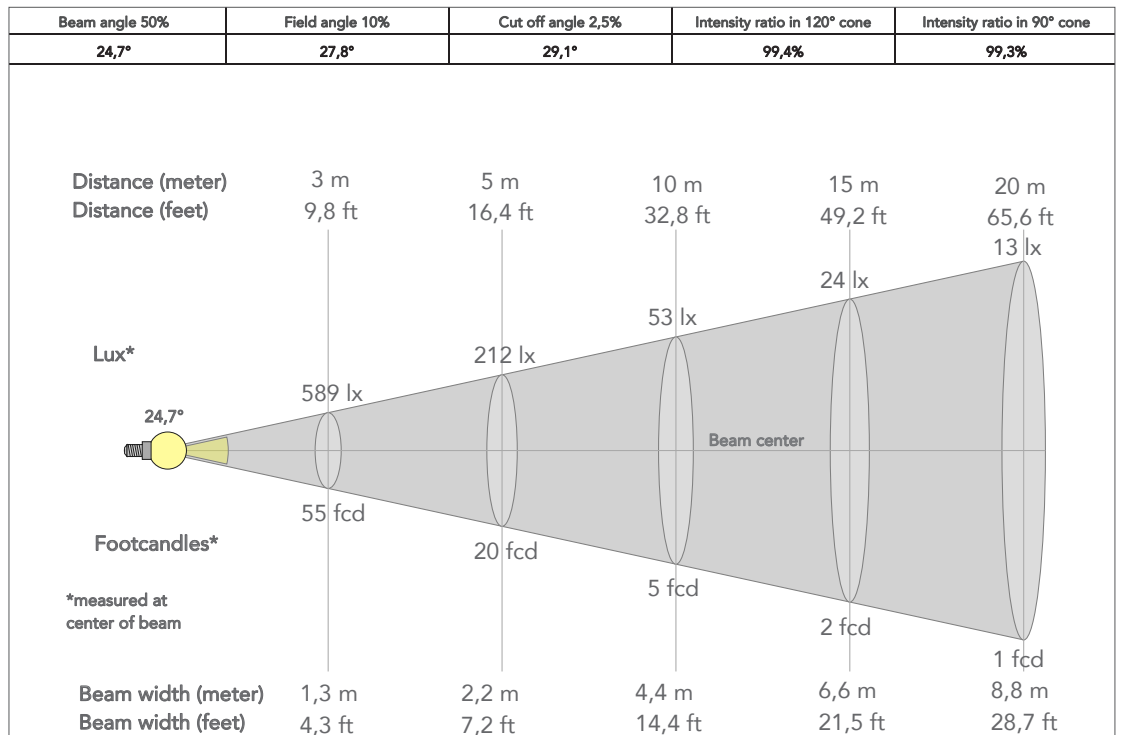
PRESET FULL ON (TU)

Beam angle 50%: 26°

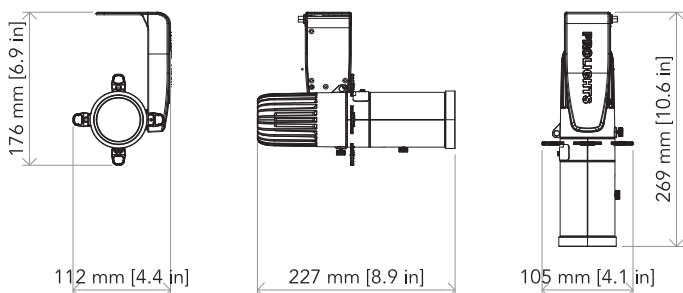


PRESET FULL ON (DY)

Beam angle 50%: 26°



TECHNICAL DRAWINGS



CERTIFICATIONS / APPROVALS



Visit our website for specifications and tech documentations